

Variable device mount - Opal diffuser - direct/indirect distribution - visually continuous

Device mount made of a galvanised, profiled steel sheet; surface coated with polyester resin. Tool-free attachment with integrated side lever catches for rapid fitting in the mounting rail. LED unit in housing length for a continuous effect light run Variable position on the support rail. Housing colour traffic white RAL 9016; Direct/indirect light distribution, opal diffuser made of PMMA plastic with inner longitudinal prisms produces a uniform, homogeneous appearance with ceiling brightening. Electrical connection by means of a 1m connection cable for variable device mount positioning with a 5-pin, quick-fit plug connector in the light run with free phase pre-selection; With 3h emergency lighting battery; Luminaire status by visible status LED in luminaire (NL-B3); Luminous flux in emergency light mode 867 lm. They are exchangeable, permit modernisation and reliably prolong the service life of the overall system.

CHARACTERISTICS

Order number	19135007010
EAN number	4020863418640
Commodity code	94051190
Certification mark	IP 20, Protection class I, F, HACCP DIN10500/Food/IFS-application-related suitability/BRC, Indoor, CE
Impact resistance (IK rating)	IK03 (10°C bis 25°C)
Ambient temperatur	ta 10°C to 25°C
Warranty period	5 years
State funding programs	BEG - Federal funding for efficient buildings (valid only for Germany)

ELECTRICAL ENGINEERING

Controller	Electronic driver 3h emergency lighting (1 pcs.)
System output	27W
Mains voltage	230V/50Hz
Circuit breakers (inrush current)	15 pieces/B10, 25 pieces/B16, 24 pieces/C10, 38 pieces/C16
Energy efficiency class/light source	B

LIGHTING TECHNOLOGY

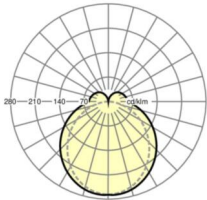
Placement	LED, Colour rendering/Light colour CRI ≥ 80 / 4000K
Colour tolerance (MacAdam)	3SDCM
Photobiological safety (Luminaire)	RG1
Nominal luminous flux	4873lm
Nominal luminous flux-emergency lighting mode	867lm
LED service life	50000h L80/B10 (Tq 25°C)
Luminaire luminous efficiency	179lm/W
Beam angle	130° (C0) / 110 ° (C90)
UGR lat./long.	23.9 / 22.4

MECHANICS

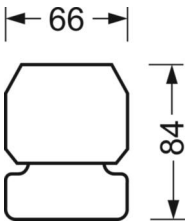
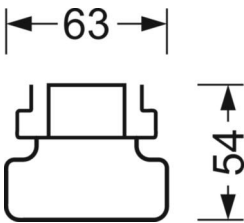
Housing colour	traffic white RAL 9016
Dimensions (LxWxH/DxH)	1531mm x 63mm x 54mm
Weight (net)	2.4kg
Type of installation	Mounting rail system installation, Light structure

DEEP-LINK

<https://www.regiolux.de/en/article/19135007010>



Reference	LED 5000lm 840
ηLB	100 %
Φ ↓/↑	84 % / 16 %
UGR lat./long.	23.9 / 22.4



Dimensions

L	1531 mm	Length
B	63 mm	Width
H	54 mm	Height